

Scaled data based on original data using
LM-79-08 Approved Method: Electrical and Photometric Measurements of Solid-
State Lighting Products

Test Report Prepared for
Cooper Lighting Solutions
(formerly Eaton)

Brand: McGRAW-EDISON

Report Number: P948694

Luminaire Tested: **GALN-SB3C-935-U-5MQ**

Issue Date: 1/21/2025

Test Information

Test Method: LM-79-08
Report Number: P948694
TEST IS SCALED FROM IESNA LM-79-08 TEST DATA (G2-2411-289-20)
Test Lab: INNOVATION CENTER
Issue Date: 1/21/2025
Manufacturer: COOPER LIGHTING SOLUTIONS (FORMERLY EATON)
Product Line: McGRAW-EDISON
Catalog Number: GALN-SB3C-935-U-5MQ
Description: GALLEON AREA AND ROADWAY HIGH DENSITY LED LUMINAIRE
(3) 90 CRI, 3500K, 615mA LIGHTSQUARES WITH 26 LEDS EACH AND TYPE V MEDIUM OPTICS
Light Source: -
Ballast/Driver: -

Summary

Lumens per Lamp: N/A
Luminaire Lumens: 16370 lumens
Efficiency: N/A
Efficacy: 109.8 lumens/watt
Luminous Opening: Rectangular (W 1' x L: 1' x H: 0')
IES Classification: Type V - Short
BUG Rating: B4 - U0 - G2

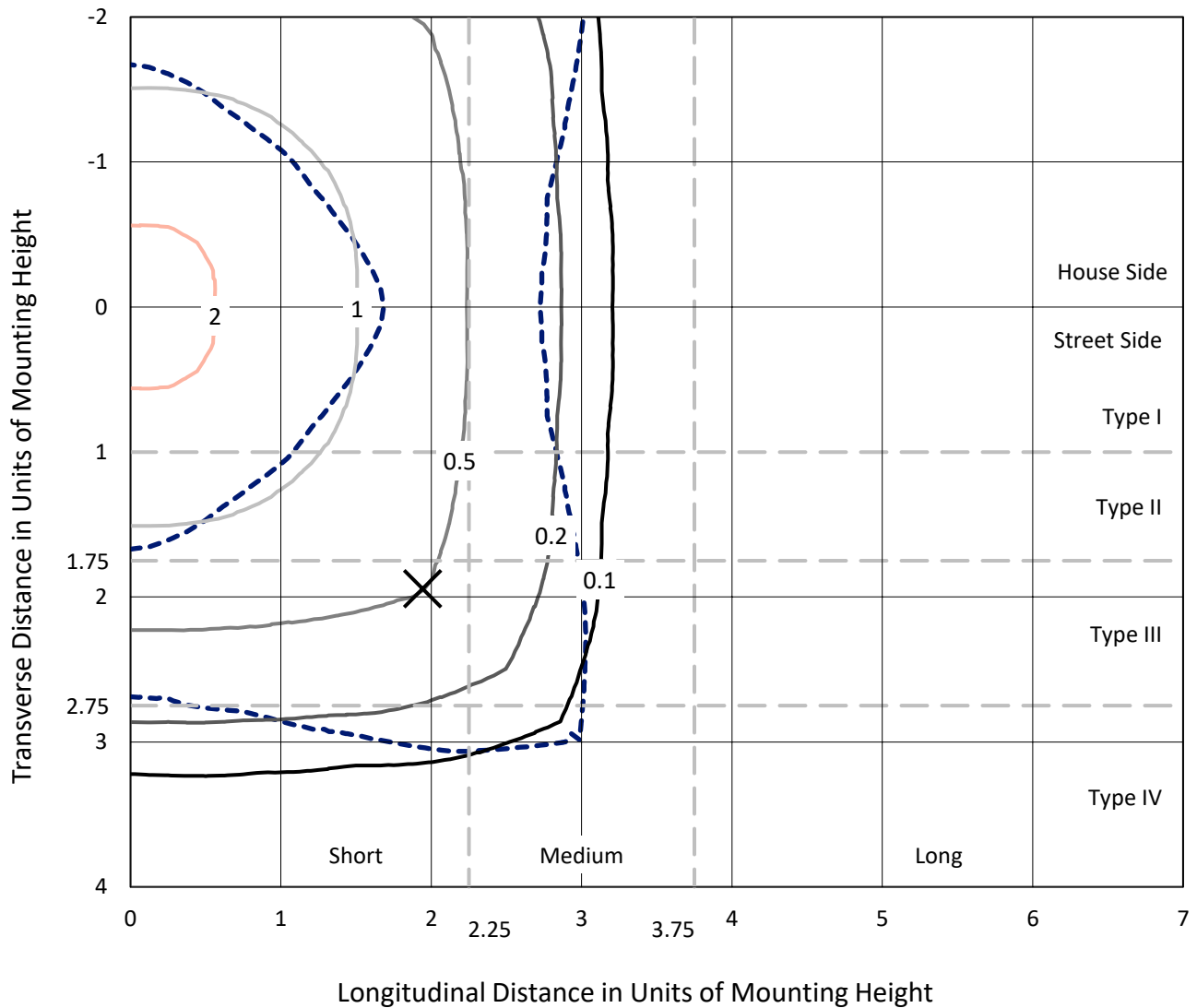
Input Watts (W): 149.1
Input Voltage (V): NR
Input Current (Ain): NR
Voltage Rise (V): NR
Power Factor: NR
Total Harmonic Distortion (THDi): NR
Frequency (hertz): 60
Stabilization Time: NR
Operation Time: NR
Ambient Temperature (°C): NR
Test Distance: 24 FT



REPORT NUMBER: P948694
 CATALOG NUMBER: GALN-SB3C-935-U-5MQ

Iso-Footcandle Lines of Horizontal Illumination

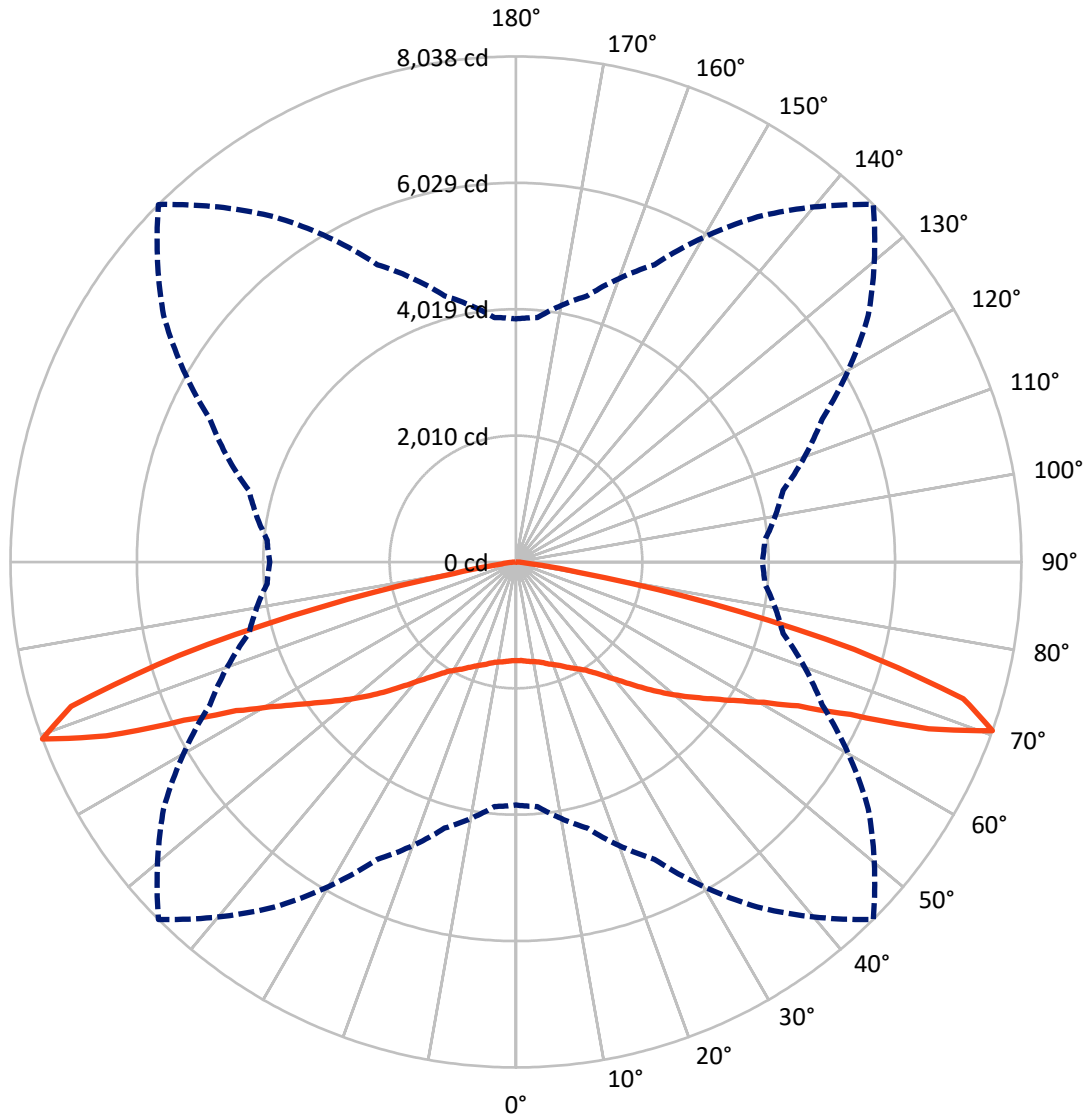
✕ Max cd
 - - - 1/2 Max cd



Based on 25 foot mounting height. Maximum calculated value = 2.5 fc
 Type V - Short - N/A

REPORT NUMBER: P948694
CATALOG NUMBER: GALN-SB3C-935-U-5MQ

Luminous Intensity Polar Plot



— Vertical Plane Through 45-Deg Lateral - - - Horizontal Cone Through 70-Deg Vertical

REPORT NUMBER: P948694

CATALOG NUMBER: GALN-SB3C-935-U-5MQ

FLUX DISTRIBUTION:

		Downward	Upward	Total
House Side	Lumens	8185.0	0.0	8185.0
	% Fixture	50.0	0.0	50.0
Street Side	Lumens	8185.0	0.0	8185.0
	% Fixture	50.0	0.0	50.0
Total	Lumens	16370.0	0.0	16370.0
	% Fixture	100.0	0.0	100.0

ZONAL LUMENS:

Zone	Lumens	% Fixture
0°-10°	152.3	0.9
10°-20°	472.4	2.9
20°-30°	844.2	5.2
30°-40°	1368.5	8.4
40°-50°	2229.0	13.6
50°-60°	3398.4	20.8
60°-70°	5055.8	30.9
70°-80°	2755.6	16.8
80°-90°	93.8	0.6
90°-100°	0.0	0.0
100°-110°	0.0	0.0
110°-120°	0.0	0.0
120°-130°	0.0	0.0
130°-140°	0.0	0.0
140°-150°	0.0	0.0
150°-160°	0.0	0.0
160°-170°	0.0	0.0
170°-180°	0.0	0.0
0°-90°	16370.0	100.0
0°-180°	16370.0	100.0

Coefficient of Utilization



REPORT NUMBER: P948694

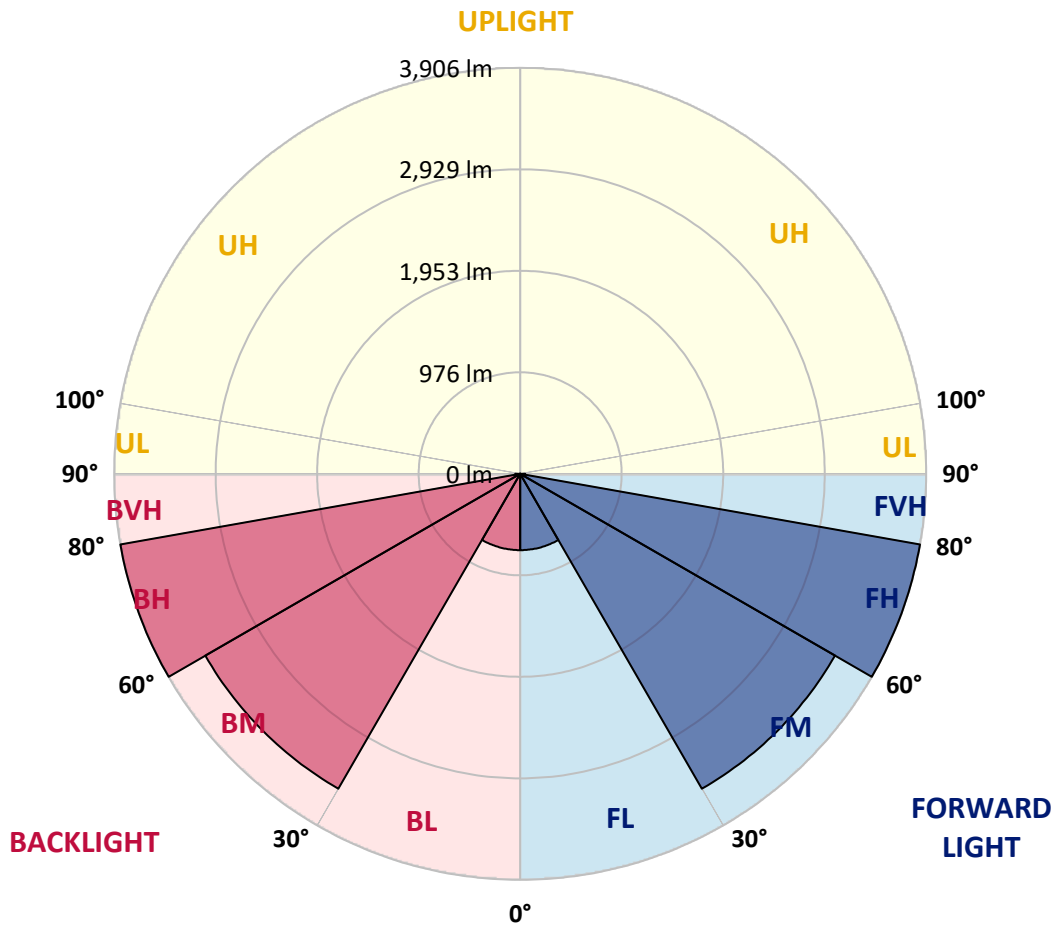
CATALOG NUMBER: GALN-SB3C-935-U-5MQ

LUMINAIRE CLASSIFICATION SYSTEM LUMEN TABLE AND BUG RATING:

Zone	Lumens	% Fixture	Zone Rating/Lumen Limit		
			B	U	G
FL (0°-30°)	734.5	4.5			
FM (30°-60°)	3497.9	21.4			
FH (60°-80°)	3905.7	23.9			G2/5000
FVH (80°-90°)	46.9	0.3			G1/100
BL (0°-30°)	734.5	4.5	B2/1000		
BM (30°-60°)	3497.9	21.4	B3/5000		
BH (60°-80°)	3905.7	23.9	B4/5000		G2/5000
BVH (80°-90°)	46.9	0.3			G1/100
UL (90°-100°)	0.0	0.0		U0/0	
UH (100°-180°)	0.0	0.0		U0/0	

BUG Rating: B4-U0-G2

Type V Short



REPORT NUMBER: P948694

CATALOG NUMBER: GALN-SB3C-935-U-5MQ

CANDELA DISTRIBUTION (FULL):

	0°	5°	15°	25°	35°	45°	55°	65°	75°	85°
0°	1568.1	1568.1	1568.1	1568.1	1568.1	1568.1	1568.1	1568.1	1568.1	1568.1
2.5°	1575.5	1577.1	1573.8	1572.2	1570.5	1568.1	1568.9	1573.0	1576.3	1575.5
5°	1588.6	1590.3	1587.8	1587.0	1583.7	1582.9	1582.9	1587.0	1589.4	1587.8
7.5°	1603.4	1605.9	1601.8	1601.0	1599.3	1597.7	1596.8	1601.0	1603.4	1603.4
10°	1617.4	1619.9	1616.6	1614.1	1612.5	1612.5	1610.8	1614.1	1618.2	1617.4
12.5°	1632.2	1633.8	1630.5	1628.9	1628.9	1631.4	1628.9	1630.5	1633.8	1632.2
15°	1650.3	1651.1	1650.3	1652.7	1656.8	1665.1	1657.7	1656.0	1657.7	1653.5
17.5°	1674.9	1676.6	1679.8	1685.6	1691.4	1706.1	1693.0	1688.9	1688.9	1680.7
20°	1705.3	1707.8	1712.7	1722.6	1730.0	1744.0	1730.8	1725.0	1722.6	1711.9
22.5°	1737.4	1741.5	1748.9	1762.0	1775.2	1788.3	1775.2	1765.3	1757.9	1744.0
25°	1774.4	1779.3	1790.8	1812.2	1830.2	1849.1	1833.5	1813.8	1799.0	1779.3
27.5°	1827.0	1832.7	1846.7	1873.0	1896.0	1912.4	1897.6	1872.2	1851.6	1827.8
30°	1900.9	1906.7	1923.1	1951.1	1966.7	1977.4	1967.5	1947.8	1923.1	1896.0
32.5°	1996.3	2003.7	2021.7	2048.0	2051.3	2053.0	2049.7	2039.8	2021.7	1988.9
35°	2117.1	2125.3	2145.8	2167.2	2163.9	2167.2	2162.3	2159.0	2145.8	2108.0
37.5°	2265.0	2274.9	2296.2	2312.7	2304.4	2300.3	2301.2	2302.0	2294.6	2252.7
40°	2436.8	2449.9	2465.5	2482.8	2468.8	2456.5	2464.7	2471.3	2464.7	2422.0
42.5°	2613.5	2632.4	2648.8	2673.5	2661.9	2646.3	2657.8	2665.2	2651.3	2605.2
45°	2809.9	2828.0	2849.3	2886.3	2878.1	2861.7	2878.1	2879.7	2855.9	2801.7
47.5°	3012.9	3031.8	3063.8	3113.1	3109.9	3091.8	3113.1	3101.6	3071.2	3006.3
50°	3205.2	3231.5	3280.8	3349.8	3356.4	3334.2	3363.0	3340.8	3289.8	3208.5
52.5°	3386.0	3413.9	3492.0	3585.7	3609.5	3580.8	3619.4	3580.8	3504.3	3400.0
55°	3575.8	3607.1	3699.9	3822.4	3870.1	3848.7	3884.9	3826.5	3718.0	3591.5
57.5°	3799.4	3818.3	3929.2	4074.7	4155.2	4160.2	4176.6	4078.0	3946.5	3802.7
60°	4041.8	4068.1	4188.9	4363.2	4490.6	4531.6	4514.4	4368.1	4215.2	4050.0
62.5°	4352.5	4381.2	4525.9	4734.6	4936.0	5037.9	4970.5	4758.5	4569.4	4371.4
65°	4609.7	4641.8	4903.1	5275.4	5642.0	5846.6	5677.3	5286.9	4946.7	4667.2
67.5°	4423.2	4462.6	4872.7	5556.5	6467.9	7078.5	6499.1	5640.3	4973.8	4594.9
70°	3865.9	3902.9	4381.2	5217.1	6700.5	8038.4	6840.2	5370.7	4396.9	3972.8
72.5°	2566.6	2685.8	3169.8	4172.5	5983.0	7438.5	6042.2	4087.8	2940.6	2560.9
75°	851.4	946.8	1277.1	2163.1	4007.3	5563.1	3815.0	1914.1	1011.7	728.2
77.5°	214.5	247.4	341.1	618.8	1598.5	3167.4	1439.0	505.4	275.3	192.3
80°	104.4	115.1	164.4	206.3	400.2	1006.8	375.6	194.0	129.9	100.3
82.5°	57.5	58.4	92.9	116.7	148.8	260.5	154.5	113.4	74.8	60.8
85°	35.3	34.5	49.3	62.5	62.5	92.9	74.0	62.5	42.7	37.8
87.5°	14.0	14.0	18.1	19.7	17.3	23.8	18.9	20.5	16.4	15.6
90°	0.0	0.0	0.0	0.0	0.0	0.0	0.0	0.0	0.0	0.0

(END C

90°
1568.1
1576.3
1588.6
1603.4
1617.4
1631.4
1653.5
1680.7
1711.9
1743.1
1778.5
1827.0
1896.0
1989.7
2108.0
2252.7
2422.0
2608.5
2807.4
3002.2
3206.8
3390.1
3574.2
3782.9
4023.7
4336.9
4621.2
4538.2
3916.1
2477.9
688.7
171.8
92.0
60.8
39.4
16.4
0.0

OF REPORT)